



UN Public Administration Programme

Division for Public Administration and Development Management (DPADM)
UN Department of Economic and Social Affairs (UNDESA)



Migrants and Cities

*A Public Administration Perspective on Local Governance
and Service Delivery*

DMB/DPADM/UNDESA

8 September 2017



Outline

- **WORLD PUBLIC SECTOR REPORT 2017**
 - **CHAPTER 5 on *International Migrations and LNOB***
- **PALM-SDG & POLICY INTEGRATION**
- **VERTICAL, HORIZONTAL and Engagement POLICY INTEGRATION**
at the local level
- **THREE+ RESPONSE MODELS** TO IMs & REFUGEES
 - **Proactive Targeted**
 - **Inter-city Networked**
 - **Institutional Innovations**
 - *New Unit/Commission/Office*
 - *Contracts with Civil Society and/or National Administration*
 - *Task forces/Conferences/Workshops/Seminars*



WORLD PUBLIC SECTOR REPORT 2017

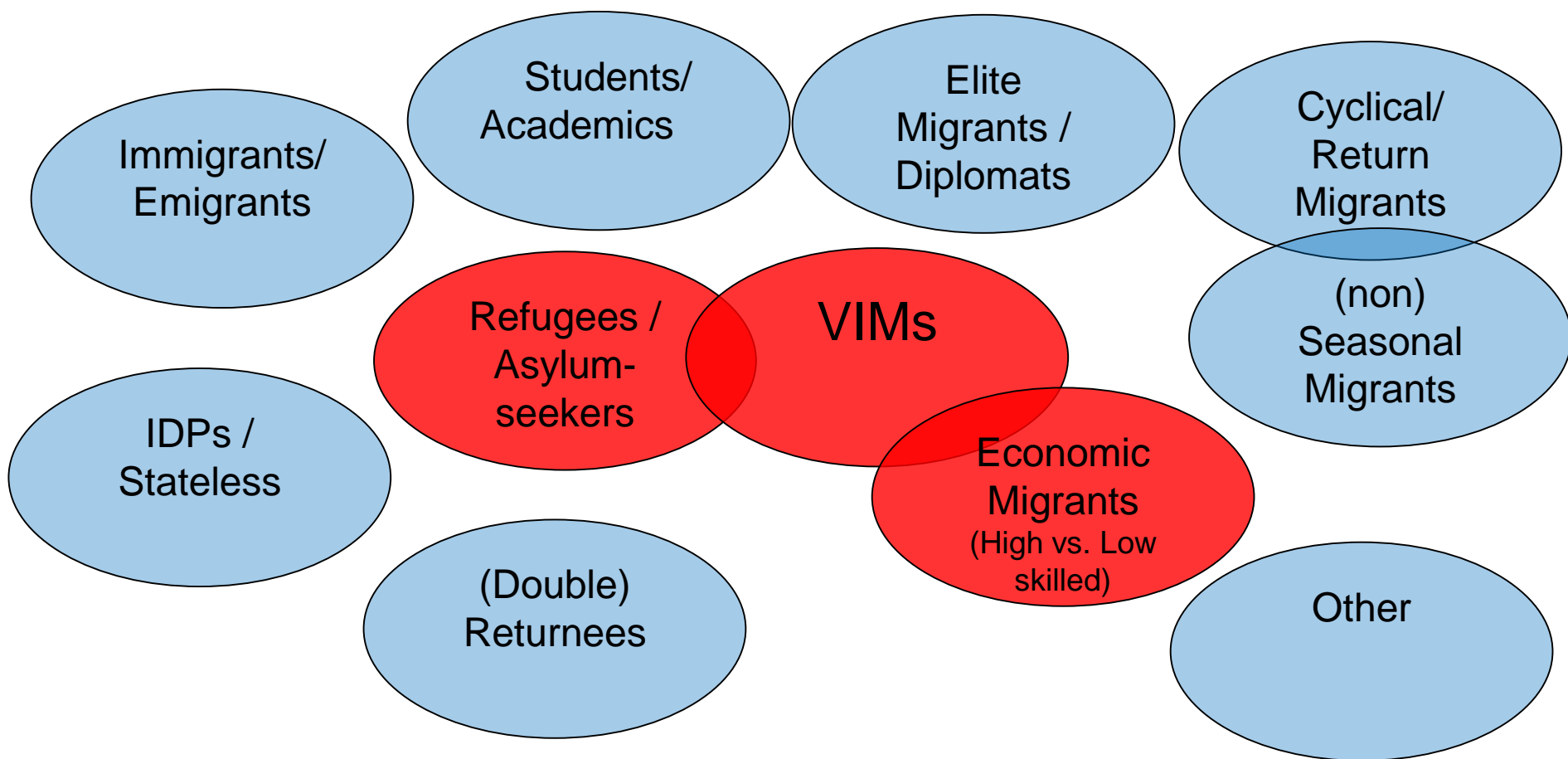


WPSR: Review major trends and issues concerning **public administration and governance**, to provide policy makers, scholars, and the civil society with relevant information, data and **research findings** on issues related to the **public sector** on **ECOSOC's agenda**

WPSR2017: How governments, public institutions and public administrations can foster **INTEGRATED** approaches to the implementation of the Agenda 2030.

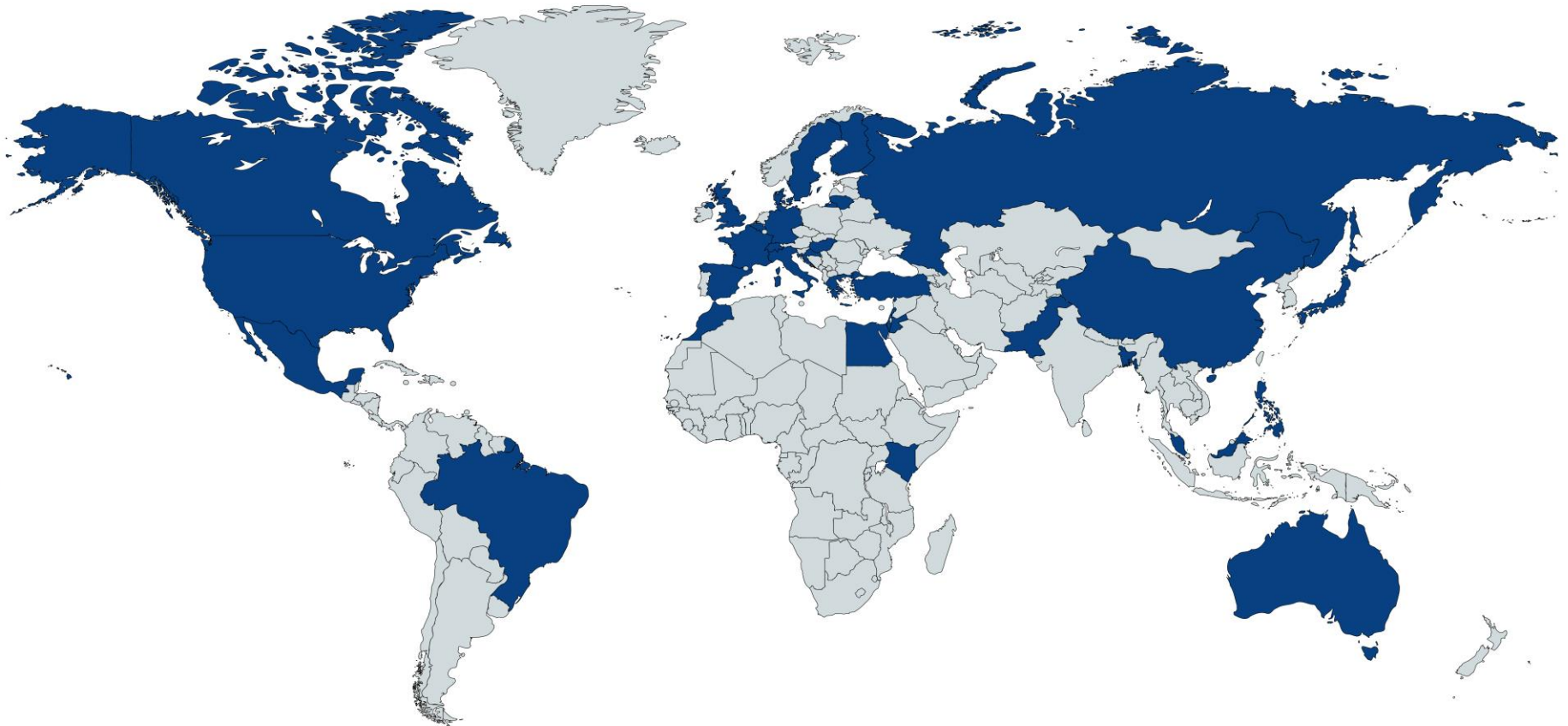


Chapter 5--*Conceptual*: Who/What?





Chapter 5--*Conceptual*: Where?




Created with mapchart.net ©



Top 10 Countries—(V)IMs

| Top 10 Migrant Hosting Countries | Total number of migrants ¹ | Total number of emigrants ¹ | Net migration (total) ³ | Net Migration (5year estimate) ³ | CPI ⁴ |
|----------------------------------|---------------------------------------|--|------------------------------------|---|------------------|
| USA | 46,627,102 | 3,023,657 | 43,603,445.00 | 5,007,887 | 74 |
| Germany | 12,005,690 | 4,045,411 | 7,960,279.00 | 1,249,998 | 81 |
| Russia | 11,643,276 | 10,576,766 | 1,066,510.00 | 1,117,884 | 29 |
| Saudi Arabia | 10,185,945 | 270,029 | 9,915,916.00 | 850,000 | 46 |
| United Kingdom | 8,543,120 | 4,917,460 | 3,625,660.00 | 900,000 | 81 |
| United Arab Emirates | 8,095,126 | 136,557 | 7,958,569.00 | 405,000 | 66 |
| Canada | 7,835,502 | 1,286,176 | 6,549,326.00 | 1,175,863 | 82 |
| France | 7,784,418 | 2,145,975 | 5,638,443.00 | 331,555 | 69 |
| Australia | 6,763,663 | 526,579 | 6,237,084.00 | 1,023,107 | 79 |
| Spain | 5,852,953 | 1,251,004 | 4,601,949.00 | -593,069 | 58 |

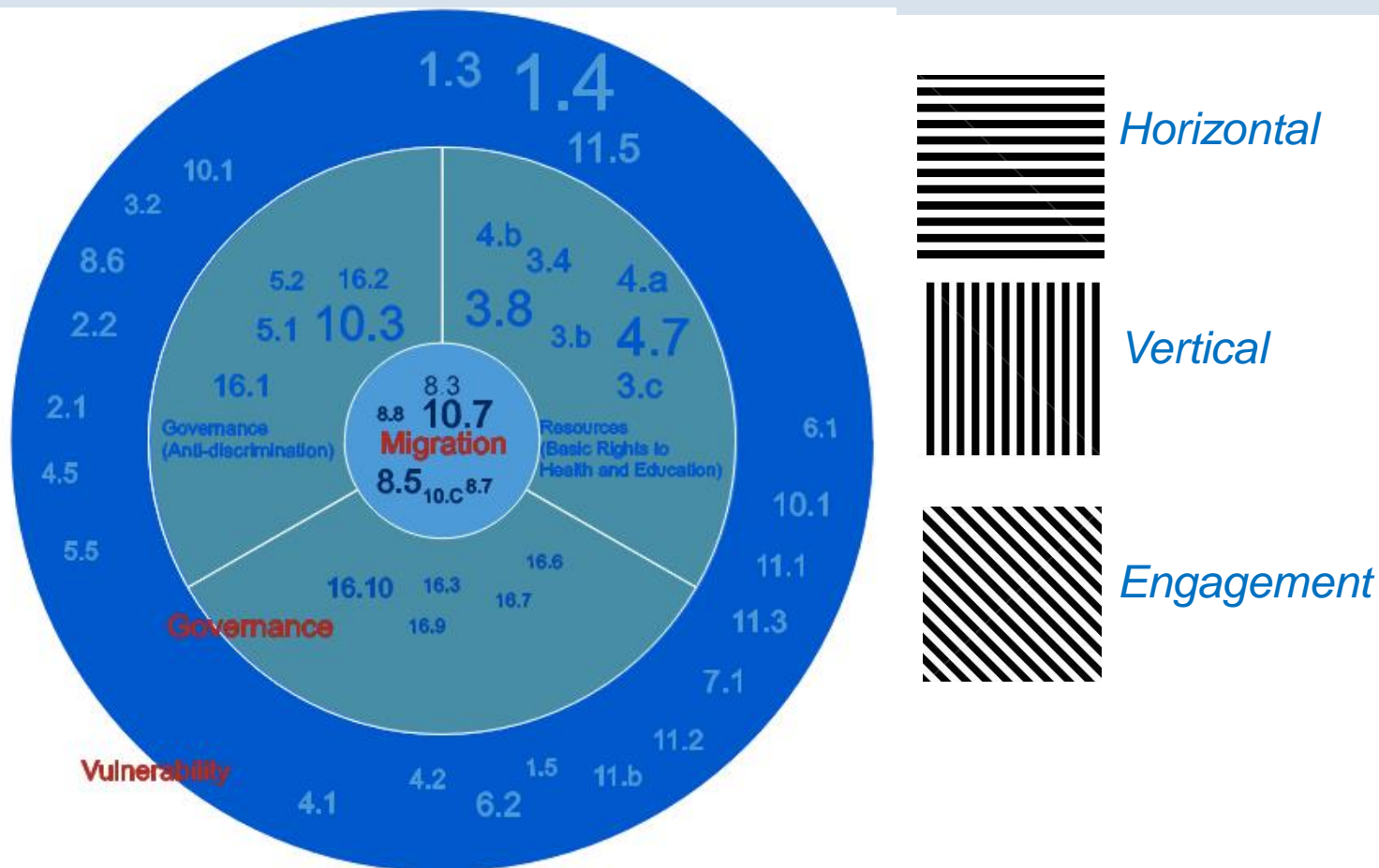
| Top 10 Migrant Sending Countries | Total number of migrants ¹ | Total number of emigrants ¹ | Net migration (total) ³ | Net Migration (5year estimate) ³ | CPI ⁴ |
|----------------------------------|---------------------------------------|--|------------------------------------|---|------------------|
| India | 5,240,960 | 15,575,724 | -10,334,764 | -2,598,218 | 40 |
| Mexico | 1,193,155 | 12,339,062 | -11,145,907 | -523,585 | 30 |
| Russia | 11,643,276 | 10,576,766 | 1,066,510 | 1,117,884 | 29 |
| China | 978,046 | 9,546,065 | -8,568,019 | -1,800,000 | 40 |
| Bangladesh | 1,422,805 | 7,205,410 | -5,782,605 | -2,226,481 | 26 |
| Pakistan | 3,628,956 | 5,935,193 | -2,306,237 | -1,081,918 | 32 |
| Ukraine | 4,834,898 | 5,825,745 | -990,847 | 195,000 | 29 |
| Philippines | 211,862 | 5,316,320 | -5,104,458 | -700,000 | 35 |
| Syria | 875,189 | 5,011,509 | -4,136,320 | -4,029,996 | 13 |
| United Kingdom | 8,543,120 | 4,917,460 | 3,625,660 | 900,000 | 81 |



4 Top Refugee Receiving Countries—Turkey, Pakistan, Lebanon, Jordan
Others—Australia, etc.

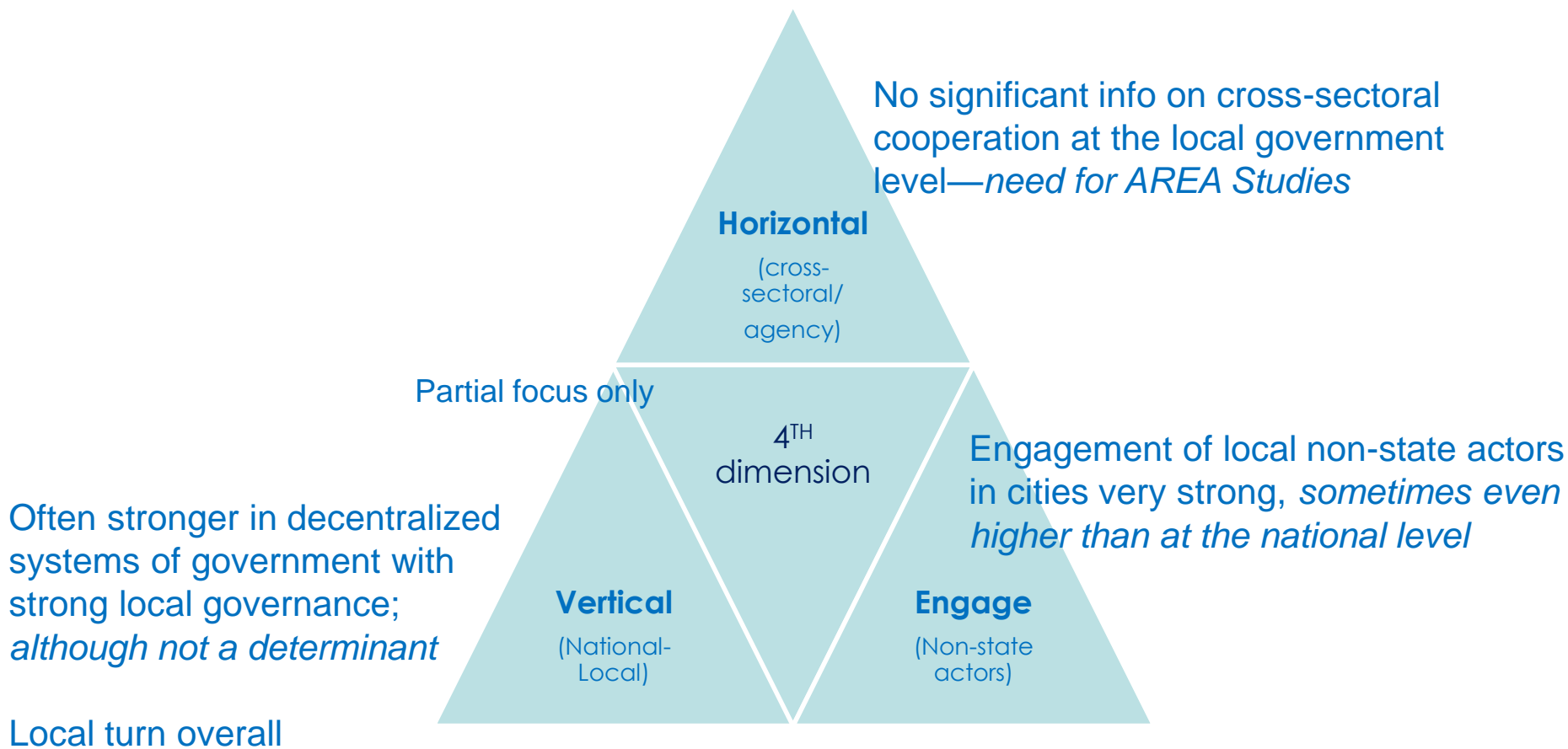


CHAPTER 5/Methodology: How?



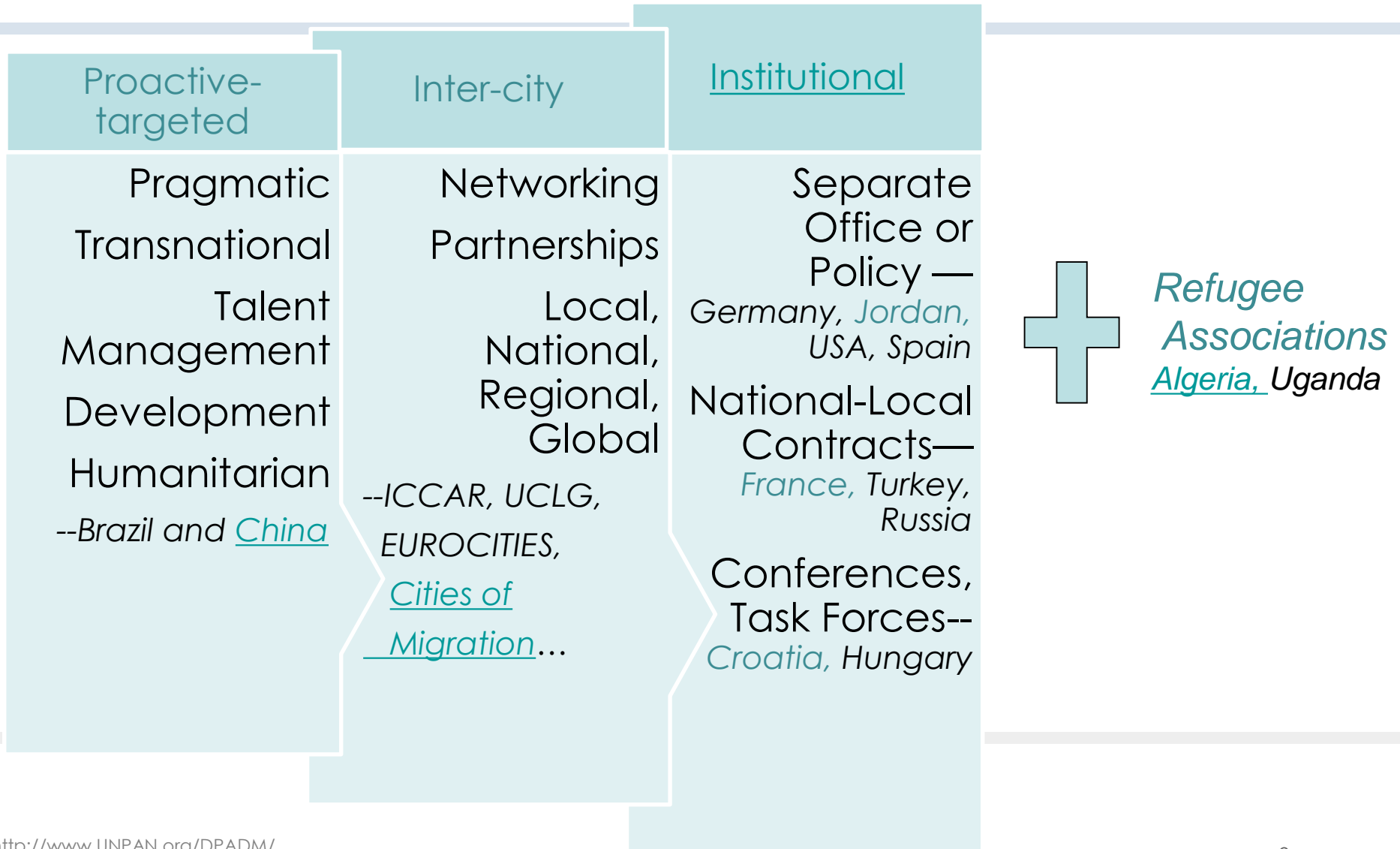


General trends at the local level





Three+ Response Models at the Local Level





Proactive-Targeted: Several cities, China



MAP LEGEND

- ★ Capital City
- Major Cities
- Top Destination



Inter-city/refugee associations: Kabylie, Algeria






Institutional: Jordan, France, Croatia



Amman, Jordan



Paris, France



Zagreb, Croatia





Inter-city collaboration



Cities of Migration

Good Ideas

Building Inclusive Cities

Conversations in Integration

Learning Exchange

About

Home > Refugee Portal

Refugee PORTAL

good ideas. open doors.

The **Refugee Portal** connects you to promising practices on the reception, settlement and inclusion of refugees and asylum seekers in cities around the world.

From housing, language learning and healthcare to employment, education and recreation, many good practices come from well-established programs and agencies with long experience in humanitarian assistance. Tried and true, they are ready to scale.

Others reflect more informal responses to refugee integration. Community-based, often citizen-led, these 'works in progress' are providing local solutions and driving innovation by bringing new actors and ideas to the table.

Together, these good ideas in refugee integration are helping us build open, resilient and inclusive urban communities where all can thrive and prosper.

The Refugee Portal is a project of **Integration For All**, a transatlantic exchange of ideas between Cities of Migration, Bertelsmann Stiftung (Germany), Hire Immigrants (Canada) and Welcoming America (USA).

Sort By: [Good Ideas by City](#) | [Good Ideas by Country](#) | [Good Ideas by Theme](#)

AMSTERDAM, NETHERLANDS

Featured Good Idea



MÜNSTER, GERMANY
Better Housing for Refugees Means Better Housing For All

Improving living standards for refugees helps normalize the refugee settlement experience for everyone, turning strangers into neighbours.



Sign up for our Newsletter!



My City of Migration

DIAGNOSTIC TOOL

Test My City



Good Ideas from Successful Cities

Municipal Leadership on Immigrant Integration



good ideas promoting inclusion

Recent Good Ideas

BERLIN, GERMANY WATCHING

Multaqa: Museums Welcome Refugees

Staatliche Museen zu Berlin



**Any questions on WPSR2017 Chapter 5 and for
inputs, please contact Peride K. BLIND**

blind@un.org

THANK YOU!

MERCI!