

# The LDC category: Key facts

## About the LDC category

### LDC definition

- ▶ Low-income countries confronting severe structural impediments to sustainable development

### LDC review

- ▶ List of LDCs reviewed triennially by the Committee for Development Policy (CDP)
- ▶ Currently 48 countries are included in the list of LDCs

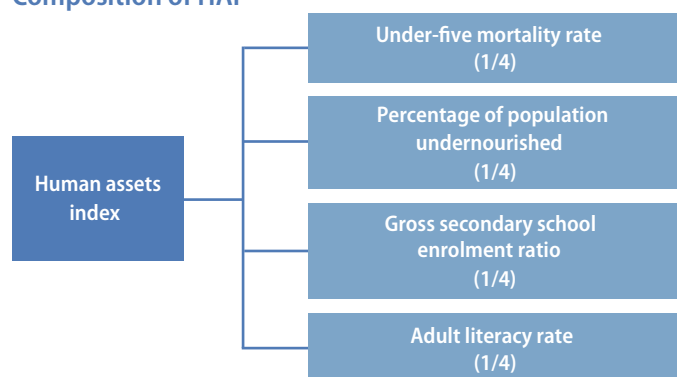
### Measures in favour of LDCs

- ▶ Exclusive access to specific international support in the areas of trade, development assistance, and general support: <http://esango.un.org/ldcportal/>

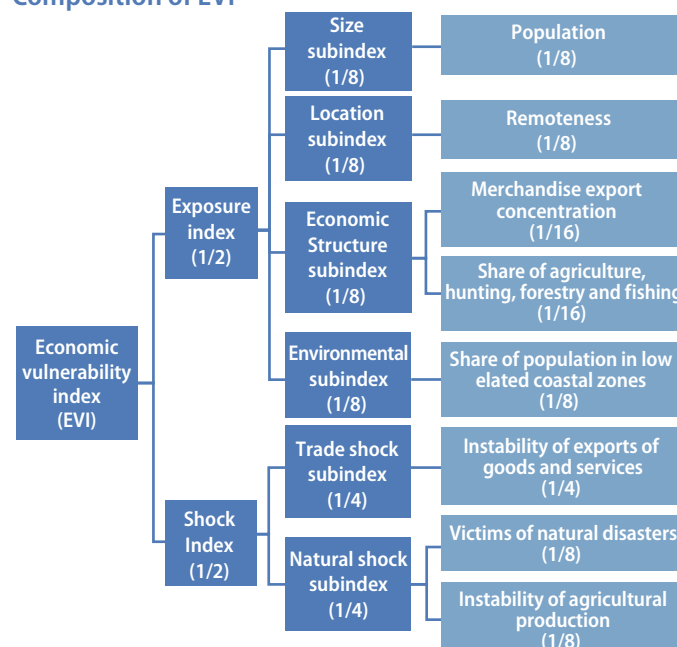
### LDC identification criteria

- ▶ Per capita gross national income (GNI)
- ▶ Human assets index (HAI)
- ▶ Economic vulnerability index (EVI)

### Composition of HAI



### Composition of EVI



## Graduation from the LDC category

### Graduation eligibility

- ▶ Graduation threshold must be met for two of the three criteria (per capita GNI, HAI, EVI)
- ▶ Alternatively, per capita GNI is at least twice the graduation threshold

### Graduation procedure

- ▶ Eligibility for graduation has to be met at two consecutive triennial reviews
- ▶ After country has been found eligible for graduation for the first time, UN/DESA prepares an ex ante impact assessment, and UNCTAD prepares a vulnerability profile of that country as inputs to the CDP decision-making process
- ▶ Country is invited to present its views on the possibility of graduation at the CDP expert group meeting preceding the next triennial review
- ▶ CDP recommends the country for graduation on the basis of the LDC criteria and the additional information provided by the country, UN/DESA and UNCTAD
- ▶ ECOSOC endorses the recommendation by the CDP
- ▶ General Assembly takes note of the decision of ECOSOC
- ▶ Graduation takes effect three years after the decision by the General Assembly

### Graduation thresholds (2015 triennial review)

- ▶ Per capita GNI: \$1,242  
\$2,484 for income only
- ▶ HAI: 66 and above
- ▶ EVI: 32 and below

For more detailed information on the LDCs please visit the CDP website:

[http://www.un.org/en/development/desa/policy/cdp/ldc\\_info.shtml](http://www.un.org/en/development/desa/policy/cdp/ldc_info.shtml)

Factsheet prepared by the CDP secretariat

Development Policy and Analysis Division  
Department of Economic and Social Affairs  
United Nations

New York, NY, 10017, USA


<http://www.un.org/en/development/desa/policy/cdp/index.shtml>

## Key figures\*: Burundi

### Per capita gross national income (GNI)



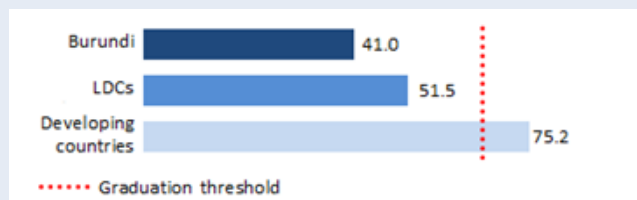
Per capita GNI: \$ 239  
 Graduation threshold: \$1,242  
 Income only threshold: \$2,484



### Human assets index (HAI)



HAI: 41.0  
 Graduation threshold: 66 or above



### HAI indicators

#### Under-five mortality rate



Value: 82.9  
 Index: 55.8  
 Source: UN IAG for Child Mortality Estimation

#### Gross secondary school enrolment ratio



Value: 33.1  
 Index: 25.7  
 Source: UNESCO

#### Percentage of population undernourished



Value: 67.3  
 Index: 0.0  
 Source: FAO

#### Adult literacy rate




Value: 86.9  
 Index: 82.6  
 Source: UNESCO

### Economic vulnerability index (EVI)



EVI: 49.9  
 Graduation threshold: 32 or below



### EVI indicators

#### Population



Value: 10,162,532  
 Index: 35.2  
 Source: UN/DESA, Population Division

#### Share of population in low elevated coastal zones



Value: 0.0  
 Index: 0.0  
 Source: CIESIN

#### Remoteness



Value: 70.4  
 Index: 75.5  
 Source: CDP

#### Instability of exports of goods and services



Value: 24.1  
 Index: 63.6  
 Source: UN/DESA, Statistics Division

#### Merchandise export concentration



Value: 0.43  
 Index: 39.2  
 Source: UNCTAD

#### Victims of natural disasters



Value: 2.113  
 Index: 79.5  
 Source: EM-DAT

#### Share of agriculture, forestry and fishing in GDP



Value: 38.6  
 Index: 63.7  
 Source: UN/DESA, Statistics Division

#### Instability of agricultural production



Value: 7.1  
 Index: 30.1  
 Source: FAO