



# Disability data: current challenges

**Maria Martinho, UNDESA/DISD/Program on Disability  
Section**

---

- Disability and Development Report
- Data available and usable for policy analysis
- Data challenges

# Outline

---





- Report requested by the UN General

Assembly (A/RES/69/142):

“to compile and analyse national policies, programmes, best practices and available statistics regarding persons with disabilities,

reflecting progress made in addressing the relevant internationally agreed development goals and the provisions of the Convention on the Rights of Persons with Disabilities (CRPD)”



## Disability & Development Report

---

- Sources of evidence:

- disability data sets of

DHS

ECLAC

ESCWA

ESCAP

Eurostat

ILO

IPUMS

SINTEF

UNDESA/Statistics Division

UNESCO

WHO

- repositories of national and best practices from various UN and other organizations

- other sources of evidence and expert knowledge

## **Disability & Development Report**

---



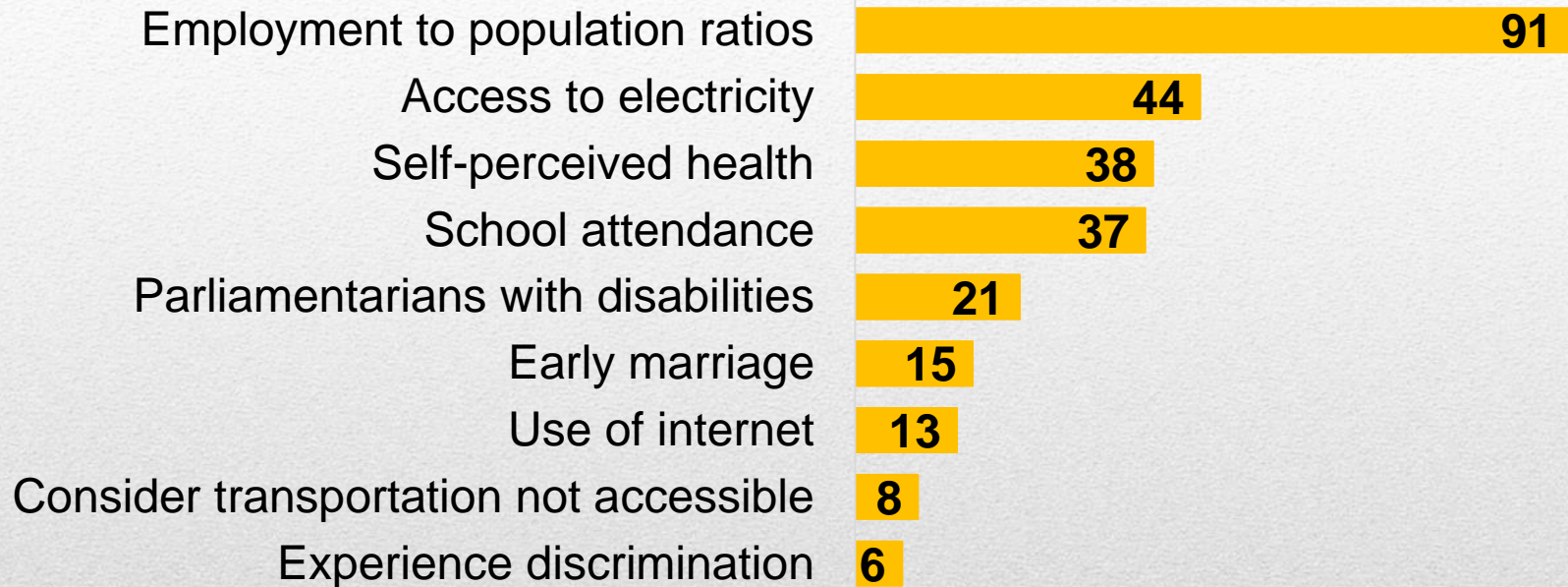
## Data for the report

1. Data found
2. Comparable data
3. Issues with indicators
4. Challenges

## Available data

---

## Number of countries with data points

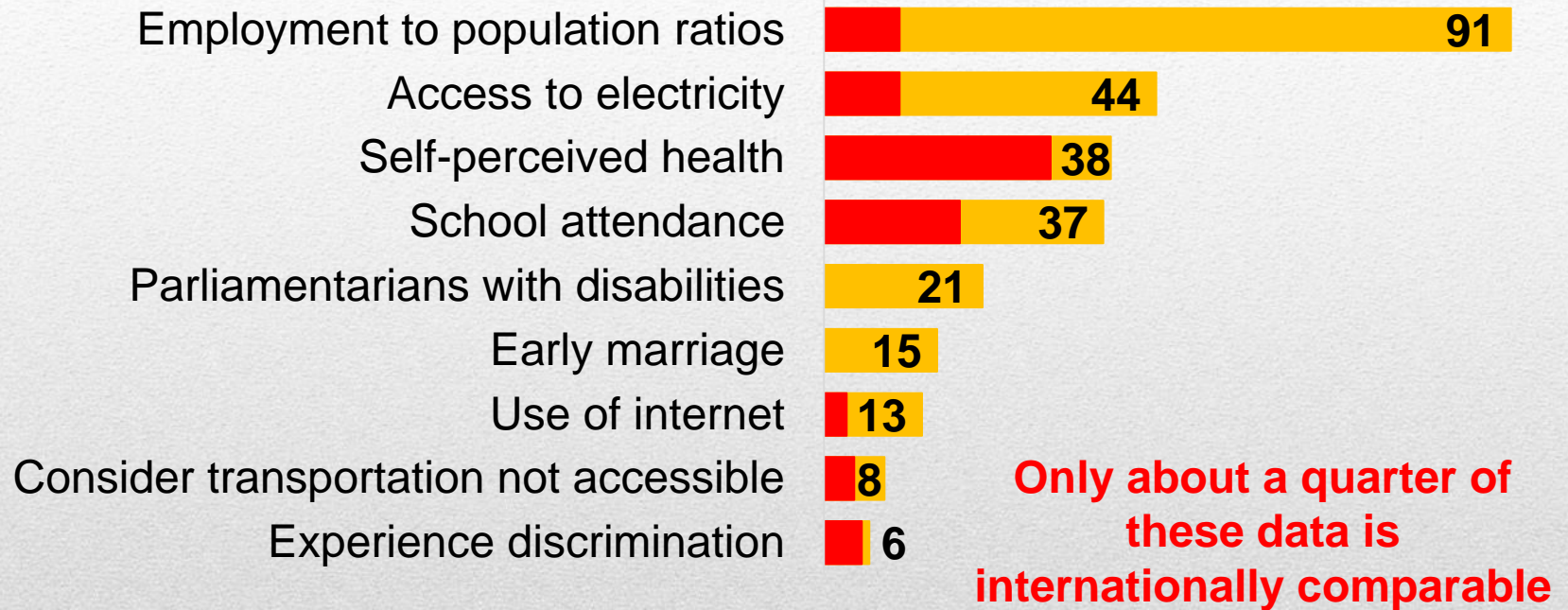


# Data available in selected databases

---



## Number of countries with data points



## Data available in selected databases

**10** REDUCED  
INEQUALITIES



**CRPD Art.5**  
Equality and  
non-  
discrimination

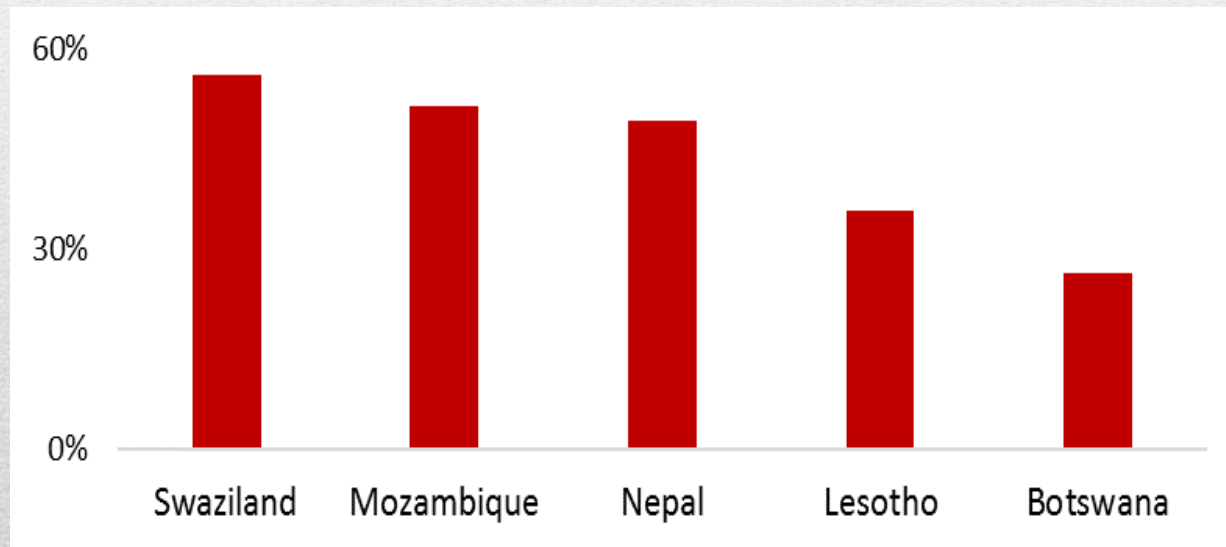
**The data show that**

**Many persons with disabilities report being discriminated**

Percentage of persons with disabilities who experience being discriminated, around 2011

Data produced using the Washington Group short set of questions.

Source:  
SINTEF.



# Internationally comparable data



- **Persons with disabilities remain invisible in most statistics and political commitment and support from the statistical community is needed to address the following gaps:**
  1. Most data are not comparable across time and across countries
    - Challenging to assess trends over time
    - Difficult to identify best country practices with reliable evidence

## **Disability data for policy making: challenges**

---

2. Many countries collect disability data but only release estimates of disability prevalence

➤ Fewer data available to analyse gaps in inclusion & participation in education, employment, voting, access to health services, access to transport, etc.

➤ Data particularly scarce for violence and sexual and reproductive health

3. Indicators released may not portrait the full picture for persons with disabilities (e.g. unemployment rates, poverty rates)

## **Disability data for policy making: challenges**

---



4. Data not available in formats suitable for insightful policy analysis (no age disaggregation, no microdata, etc.)
5. Small sample sizes for persons with disabilities, which leads to unreliable estimates
6. Lack of global repository of data! There is only one global repository on disability prevalence (UNSD). Expansion to more countries and additional indicators relevant to inform CRPD and SDGs would be helpful for policy making

## **Disability data for policy making: challenges**

---

How can these challenges be  
addressed?

**Disability data for policy making: challenges**

---





# Thank you

**Maria Martinho**

Program on Disability Section  
Division for Inclusive Social Development  
Department of Economic and Social Affairs  
United Nations

[enable@un.org](mailto:enable@un.org)  
[www.un.org/disabilities](http://www.un.org/disabilities)

---